



UL Verification Services Inc.
7036 Snowdrift Road
Allentown, PA 18106
610-774-1300



Outdoor Distribution Test Report

Relevant Standards
IES LM-79-2008, ANSI C82.77-10-2014

Prepared For
Cast Lighting
1120A Goffle Rd
Hawthorne, NJ 07506
United States

Catalog Number

CPL312-180

Order Number

14028894

Test Number

14028894.02

Test Date

2021-10-07

Prepared By

Cordaryl Cousar, Technician

Approved By

Kevin Rodriguez, Project Handler

The results contained in this report pertain only to the tested sample.
This report shall not be reproduced, except in full, without written approval of Underwriters Laboratories.
This report must not be used by the client to claim product certification, approval, or endorsement by
NVLAP, NIST, or any agency of the Federal Government.



Luminaire Description: Formed Grate cast aluminum housing, plastic optic no enclosure
Lamp: Four White LEDs
Mounting: Bollard
Ballast/Driver: Integrated

Luminaire



Luminaire Characteristics

Luminous Length: 2.50 in.
Luminous Width: 6.000 in.

Summary of Results

Roadway Classification: Type III, Very Short
Cutoff Classification: Full Cutoff
BUG Rating: B1 U0 G1

Test Conditions

Test Temperature: 25.1 °C
Voltage: 17.01 VDC
Current: 1.081 A
Power: 18.38 W

Tested in 30 planes left side, 30 planes right side, left and right averaged
Vertical test increments are 2.5 degrees
Test distance exceeds five times the greatest luminous opening of luminaire

Laboratory results may not be representative of field performance
Ballast factors have not been applied



Distribution - Goniophotometer

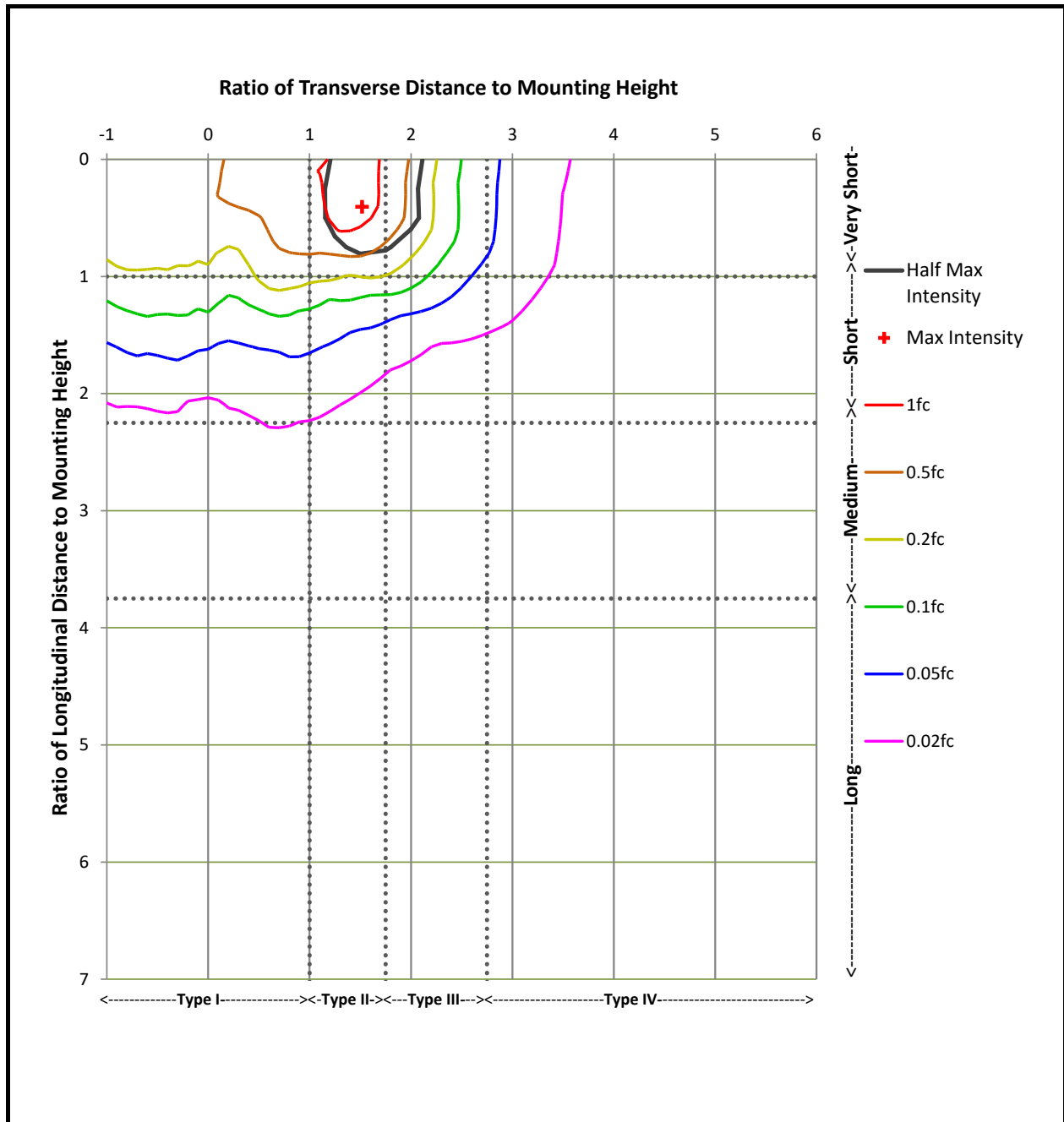
Distribution Test Conditions

Temperature	Voltage	Current	Power	Power Factor	Frequency	Current THD
25.1 °C	17.01 VDC	1.081 A	18.38 W	N/A	N/A	N/A

Summary of Results

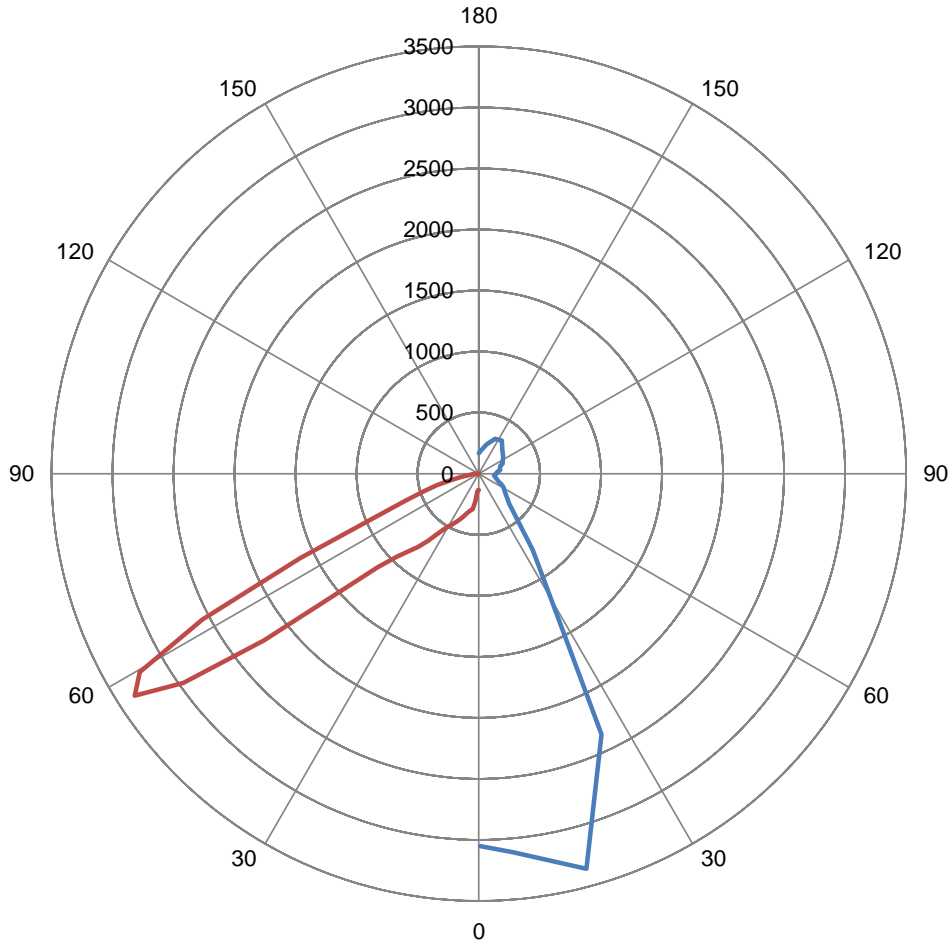
IES Roadway Classification:	Type III, Very Short	Total Lumen Output:	1821 Lumens
Cutoff Classification	Full Cutoff	Luminaire Efficacy:	99.0 lm/w
BUG Rating:	B1 U0 G1	Maximum Candela:	3355 Candela

ISO FootCandle Plot at 20 Feet





Maximum Plane and Cone Plots of Candela



Vertical Plane Through

15 ° Lateral

Lateral Cone Through

57.5 ° Vertical

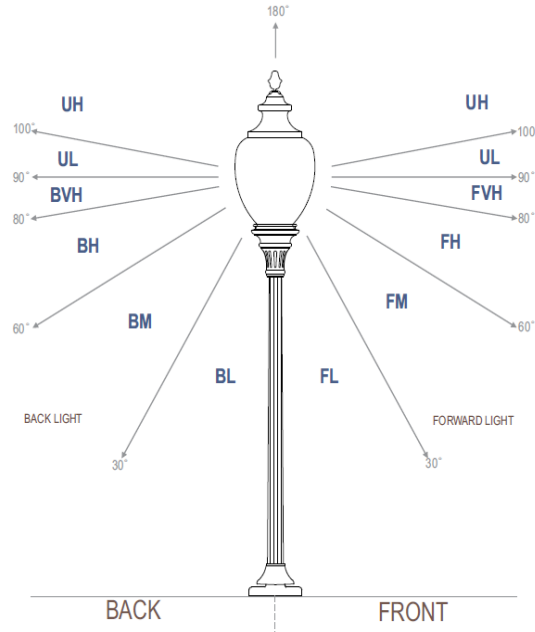
Maximum Intensity (Candlepower): 3355 Candela

Zonal Lumen Summary

Zone	Lumens	% of Luminaire	Zone	Lumens	% of Luminaire	Zone	Lumens	% of Luminaire
0-5	3.3	0.2%	60-65	247.7	13.6%	120-125	0.0	0.0%
5-10	11.9	0.7%	65-70	132.6	7.3%	125-130	0.0	0.0%
10-15	24.6	1.3%	70-75	77.4	4.3%	130-135	0.0	0.0%
15-20	37.1	2.0%	75-80	43.0	2.4%	135-140	0.0	0.0%
20-25	50.2	2.8%	80-85	19.6	1.1%	140-145	0.0	0.0%
25-30	63.5	3.5%	85-90	5.1	0.3%	145-150	0.0	0.0%
30-35	78.0	4.3%	90-95	0.0	0.0%	150-155	0.0	0.0%
35-40	101.0	5.5%	95-100	0.0	0.0%	155-160	0.0	0.0%
40-45	138.3	7.6%	100-105	0.0	0.0%	160-165	0.0	0.0%
45-50	192.8	10.6%	105-110	0.0	0.0%	165-170	0.0	0.0%
50-55	273.8	15.0%	110-115	0.0	0.0%	170-175	0.0	0.0%
55-60	320.7	17.6%	115-120	0.0	0.0%	175-180	0.0	0.0%



IES "BUG" Rating
 (Back Light, Uplight, Glare)
 Per IES TM-15-11



Luminaire Classification System (LCS)

LCS	Zone	Lumens	Luminaire %
FL	(0-30)	121.7	6.7%
FM	(30-60)	831.6	45.7%
FH	(60-80)	387.8	21.3%
FVH	(80-90)	15.0	0.8%
BL	(0-30)	68.9	3.8%
BM	(30-60)	272.9	15.0%
BH	(60-80)	112.9	6.2%
BVH	(80-90)	9.7	0.5%
UL	(90-100)	0.0	0.0%
UH	(100-180)	0.0	0.0%
Total		1820.6	100.0%
BUG Rating	B1 U0 G1		