



## CAST LIGHTING

1120-A Goffle Road  
Hawthorne, NJ 07506


Ph:(973)423-2303 Fax:(973)423-2304

### Model # CPL3SAM1 "SPECIAL APPLICATION MOUNT"

**Perimeter Junction Box for Fence Mounted Magnasphere FMCW Radar Motion Sensors, CPWP2 Wall-Pack Mount Luminaire, and other security equipment.**

#### Unit Includes:


- 1Pc Junction Box Cover #XCBPMSCP
- 1Pc Cover Gasket #XCBPMGASKET
- 4Pcs Cover Screws 1/4-20x3/4" Long
- 1Pc Junction Box #XCBPMSJB
- 1Pc Pipe "V" Mount Bracket #XCBPMSVB
- 2Pcs Bracket Screws 1/4-20x3/4" Long
- 3Pcs 1/2"-14 NPT Tap Plugs



Unit is provided with 4, 8-32 tapped holes to accept Magnasphere Mode# MSK-101 radar and cast CPWP2 Wall Pack Light & Other Devices.

#### NOTE TO INSTALLER:

When installing Magnasphere junction box to face of Cover use silicone sealant to prevent water intrusion. Same goes with CPWP2, run a bead of silicone up both Sides and on top to seal unit.



#### Unit can be mounted one of the 2 ways:

1. As an addition to any Cast Perimeter Fence mounted security light.

#### Magnasphere Radar with Junction Box




- When mounting to an existing Cast Perimeter fixture you will need to install a cable gland in the 1/2" - 14 NPT tapped holes provided for cable glands for power enter and exit.
- Plugs Provided for unused holes.

2. As a stand alone.



- This installation requires purchasing model #CPL3SAM2 which includes a standard fence mounted junction box base, 40"x1/2" Threaded pipe, Bottom plate, front cover, V- Bracket, U- Bracket and all hardwares as shown below. This allow the wire feeding the device to be concealed.



**For Questions on how to obtain the proper cable or connectors, call (973) 423- 2303**